

Ship Ahoy!

Vessel spotting challenge!

Student Introduction

- ▶ During your ferry crossing keep count of all the different types of boats and ships that you can see!
- ▶ Work in pairs or small groups.



Let's gather some data!

Teaching resources by Education Destination Ltd.

Curriculum relevant materials supporting school trips to the Isle of Wight

Book today with Education Destination and get full access to this and hundreds more quality resources

www.edudest.uk

Remember - a tally looks like this: 



Motor Boat



Fishing Boat



Passenger Catamaran



Pilot Boat



Police Boat



RIB (Rigid Inflatable Boat)



Yacht



Tug

Turn over for more vessel types!




Bulk Carrier




Container Ship




Cruise Ship



Vehicle Ferry



Vehicle Transporter



Tanker

Teaching resources by Education Destination Ltd.

Curriculum relevant materials supporting school trips to the Isle of Wight

Book today with Education Destination and get full access to this and hundreds more quality resources

www.edudest.uk



Tall Ship / Galleon



Chain Ferry



Cruiser



Freight Carrier



Seen something different? Draw it!



Seen something different? Draw it!



Categorise the vessels

Now that you've counted all the different boats and ships, you can see there are many different types.

Next, you will learn a little more about the different types of vessel you saw - we will put them into just **6** categories.

Once you have read the descriptions, transfer all of your tally marks from Task 1.

BOATS & SMALL SHIPS

Designed for:

- ▶ Carrying passengers on local and harbour cruises
- ▶ Catching fish close to land
- ▶ Pleasure - surfing, water-skiing, dinghies, motor boating etc.
- ▶ Sailing and racing events, eg. "Cowes Week"



TOTAL TALLY:

Inside you'll find:

▶ Teaching resources by Education Destination Ltd.

▶ Fish Curriculum relevant materials supporting school trips to the Isle of Wight

Book today with Education Destination and get full access to this and hundreds more quality resources

www.edudest.uk

Designed for:

- ▶ Taking passengers on pleasure trips around the world

Inside you'll find:

- ▶ People
- ▶ Hotel-like accommodation
- ▶ Facilities for thousands of passengers and hundreds of staff
- ▶ Recreation activities such as cinemas, shops, restaurants, gymnasiums and swimming pools

TOTAL TALLY:

FREIGHT & CARGO SHIPS

Designed for:

- ▶ Transporting goods around the world, including vehicles, food, oil and gas

Inside you'll find:

- ▶ Container ships - pretty much anything!
- ▶ Freighters - glass, grain, sand, stone, scrap metal, fertiliser etc.
- ▶ Tankers - crude oil, natural gas, petrol, diesel, heating oil etc.
- ▶ Vehicle carriers - cars, vans, trucks, farm machinery, diggers etc.



TOTAL TALLY:

POLICE, CUSTOMS & BORDER AGENCY

Designed for:

- ▶ Making sure nothing illegal happens in the port, e.g. smuggling

Inside you'll find:

- ▶ Specialised crew
- ▶ Technical equipment including radar, GPS, radio etc.



TOTAL TALLY:

SAFETY & SECURITY**Designed for:**

- ▶ Ensuring everyone remains safe in the harbour (e.g. fire fighting, dredging)
- ▶ Piloting foreign ships into unfamiliar ports
- ▶ Tugging huge ships into and out of the harbour

Inside you'll find:


- ▶ Specialised crew
- ▶ Technical equipment including radar, GPS, radio etc.



TOTAL TALLY:

FERRIES**Designed for:**

- ▶ Moving large numbers of people and vehicles over short distances, for example to and from the Isle of Wight



TOTAL TALLY:

Inside you'll find:

Teaching resources by Education Destination Ltd.

Curriculum relevant materials supporting school trips to the Isle of Wight

Book today with Education Destination and get full access to this and hundreds more quality resources

www.edudest.uk

Draw a bar chart!

Using the graph paper on the next page, convert your tally data into a bar chart.

We've already added the categories to the chart for you.

Here's what you need to do to complete the chart:

1. Add the title: "Types of vessels seen between Southampton & Cowes".
2. **Draw bars on the chart** for each vessel category.
3. Fill in each bar with a **different colour**.

Now that your chart is complete, **compare it with your classmates**. Have you got different numbers for the different types of vessel? If so, **write down some reasons why you think this might have happened**:



Teaching resources by Education Destination Ltd.

Curriculum relevant materials supporting school trips to the Isle of Wight

Book today with Education Destination and get full access to this and hundreds more quality resources

www.edudest.uk

TITLE:

25

20

15

10

5

0

Number of vessels seen

BOATS & SMALL SHIPS

CRUISE SHIPS

FREIGHT & CARGO SHIPS

POLICE, CUSTOMS & BORDER AGENCY

FERRIES

VesselCategory



BONUS TASK!

Where in the world?

Most of the large ships you will see today come from different parts of the world. Their place of registration is usually painted onto the ship.

Each time you see a place name on a ship, write it down. Draw a picture of the ship and take a photograph if you have a camera. Back at school you will use the internet or an atlas to find out where these places are and put them on a map of the world.

107171

Place Name	Picture	Type of Vessel

Teaching resources by Education Destination Ltd.

Curriculum relevant materials supporting school trips to the Isle of Wight

Book today with Education Destination and get full access to this and hundreds more quality resources

www.edudest.uk



Teaching resources by Education Destination Ltd.

Curriculum relevant materials supporting school trips to the Isle of Wight

Book today with Education Destination and get full access to this and hundreds more quality resources

www.edudest.uk

SOUTHAMPTON

